




EASTER ACTIVITIES



Nene
Education
Trust

Being present in your child's life

SPRING HAS SPRUNG!



And Easter has come early this year, so it's time for our school communities to come together and celebrate this time of renewal and new beginnings.

Here are some fun activities for the whole family to get involved in over the Easter holidays.

Easter Egg Hunt

A classic activity for children of all ages, an Easter egg hunt is a great way to engage children on Easter. Writing clues that reference their favourite things and items around the home makes the experience personal to them and helps them to work on their critical thinking skills. Let them crack the code and uncover their egg-cellent treats!

Make your own Easter basket

The children will need somewhere to store their eggs as they collect them, so why not make a DIY Easter basket! There are plenty of designs available online (and a couple in this activity pack!) that offer a wide variety of creative ways for children to express themselves.

Why not go to...

Delapre Abbey (all bank holiday)

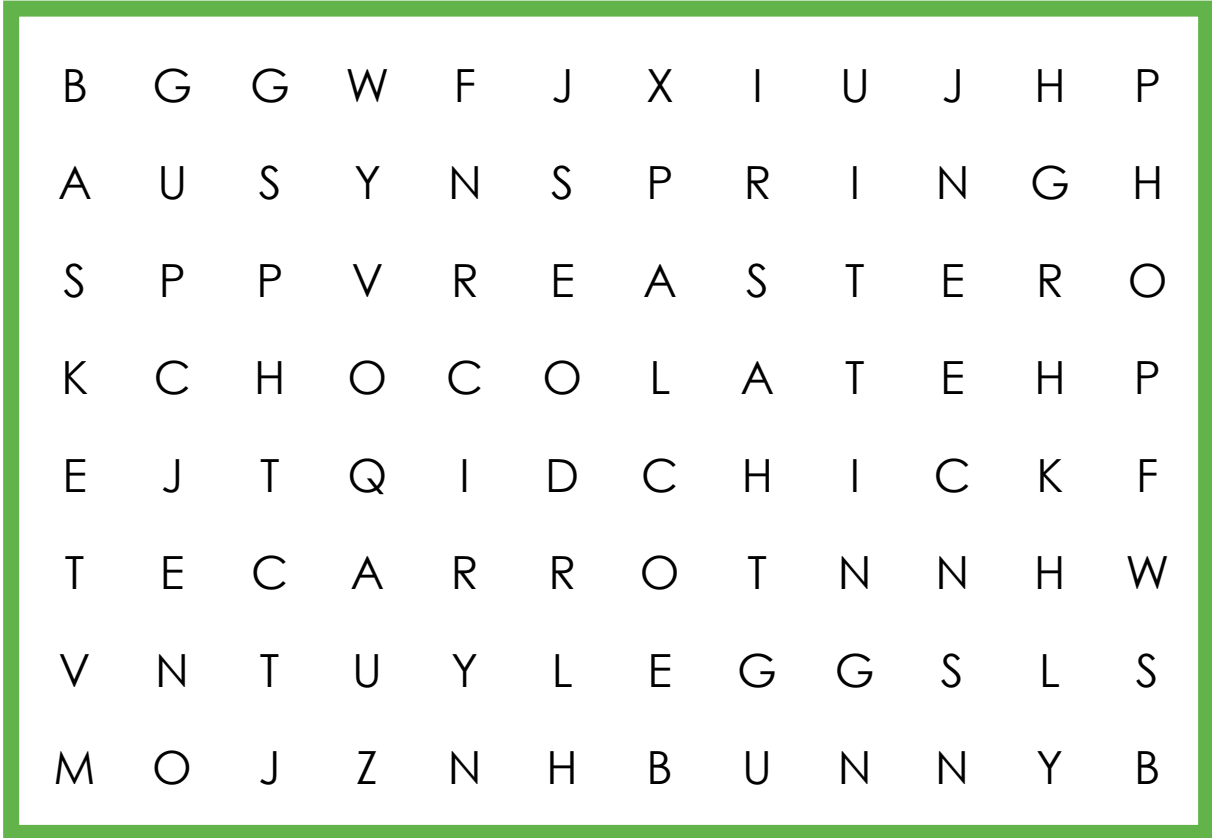
The Abbey's Easter Extravaganza series of events will feature an enchanting egg hunt in the famous walled garden, an educational journey through the past of this historic site and even a petting zoo! Available in all weathers across the whole Easter bank holiday.

Wicksteed Park (12th April)

The Easter Bunny Ball might come a bit later, but is sure to be a magical occasion, with Wicky Bear hosting the annual performance. Kids can get creative too in the messy play and craft corner.





Easter Wordsearch



FIND THE FOLLOWING WORDS IN THE PUZZLE.

BASKET
BUNNY
CARROT
CHICK
CHOCOLATE

EASTER
EGGS
HOP
SPRING



CHARADES

Get an adult to cut out the actions below, put them in a hat and shuffle. Take it in turns to pull an action out of the hat and act it out whilst everyone else guesses what you are doing.



SPLASHING IN
PUDDLES

HOP LIKE A BUNNY

LAMB

EASTER EGG HUNT

BABY CHICKEN

USING UMBRELLA IN
THE RAIN

WADDLE LIKE A DUCK

BUZZ LIKE A BEE

COLOURING EASTER
EGGS

RIDING A BIKE

PLAYING ON A
SWING

EGG AND SPOON
RACE

EGG AND SPOON RACE

Decorate some eggs with friends and family. Once you've finished mark out a starting line and finishing line using jumpers or towels. Balance your egg on your spoon and start the race! Go as fast as you can without dropping the egg, if it falls, start again. The winner is whoever crosses the finishing line first.



Create some chocolate EASTER EGG NEST CAKES

Ingredients

- 225g/8oz dark chocolate, broken into pieces
- 2 tbsp golden syrup
- 50g/2oz butter
- 75g/2¾oz cornflakes
- 36 mini chocolate eggs

Step 1

Line a 12-hole fairy cake tin with paper cases.

Step 2

Melt the chocolate, golden syrup and butter in a bowl set over a saucepan of gently simmering water (do not let the base of the bowl touch the water). Stir the mixture until smooth.temperature.



PREPARATION TIME
less than 30 mins

COOKING TIME
less than 10 mins

SERVES
Makes 12

Step 3

Remove the bowl from the heat and gently stir in the cornflakes until all of the cereal is coated in the chocolate.

Step 4

Divide the mixture between the paper cases and press 3 chocolate eggs into the centre of each nest. Chill in the fridge for 1 hour, or until completely set.


Recipe Tips

Shredded wheat or puffed rice cereals can be used instead of the cornflakes. Store the Easter egg cakes in an air-tight tin for up to a week.

SPOT THE DIFFERENCE

Colour the image in and spot the differences!

SPOT THE 5 DIFFERENCES



SPOT THE 10 DIFFERENCES

